

Formula Sheet and Statistical Tables
STAT1302 - Winter 2023

$$z = \frac{\bar{x} - \mu_0}{\sigma/\sqrt{n}}; \quad \bar{x} \pm z_{\frac{\alpha}{2}} \frac{\sigma}{\sqrt{n}}; \quad n \geq \left(\frac{z_{\alpha/2} \sigma}{E} \right)^2; \quad t = \frac{\bar{x} - \mu_0}{s/\sqrt{n}}; \quad \bar{x} \pm t_{\frac{\alpha}{2}} \frac{s}{\sqrt{n}}$$

$$z = \frac{\hat{p} - p_0}{\sqrt{\frac{p_0 q_0}{n}}}; \quad \hat{p} \pm z_{\frac{\alpha}{2}} \sqrt{\frac{\hat{p}\hat{q}}{n}}, \text{ where } \hat{p} = \frac{x}{n}; \quad n \geq \left(\frac{z_{\frac{\alpha}{2}}}{E} \right)^2 \hat{p}\hat{q}$$

$$z = \frac{(\bar{x}_1 - \bar{x}_2) - (\mu_1 - \mu_2)}{\sqrt{\frac{\sigma_1^2}{n_1} + \frac{\sigma_2^2}{n_2}}}; \quad (\bar{x}_1 - \bar{x}_2) \pm z_{\frac{\alpha}{2}} \sqrt{\frac{\sigma_1^2}{n_1} + \frac{\sigma_2^2}{n_2}}$$

$$t = \frac{(\bar{x}_1 - \bar{x}_2) - (\mu_1 - \mu_2)}{\sqrt{\frac{s_1^2}{n_1} + \frac{s_2^2}{n_2}}}; \quad (\bar{x}_1 - \bar{x}_2) \pm t_{\frac{\alpha}{2}} \sqrt{\frac{s_1^2}{n_1} + \frac{s_2^2}{n_2}}$$

$$t = \frac{(\bar{x}_1 - \bar{x}_2) - (\mu_1 - \mu_2)}{s_p \sqrt{\frac{1}{n_1} + \frac{1}{n_2}}}; \quad (\bar{x}_1 - \bar{x}_2) \pm t_{\frac{\alpha}{2}} s_p \sqrt{\frac{1}{n_1} + \frac{1}{n_2}}; \quad s_p = \sqrt{\frac{(n_1 - 1)s_1^2 + (n_2 - 1)s_2^2}{n_1 + n_2 - 2}}$$

$$\bar{d} = \frac{\sum_{i=1}^n d_i}{n}; \quad s_d = \sqrt{\frac{\sum_{i=1}^n (d_i - \bar{d})^2}{n-1}} = \sqrt{\frac{\left(\sum_{i=1}^n d_i^2 - \frac{(\sum_{i=1}^n d_i)^2}{n} \right)}{n-1}}; \quad t = \frac{\bar{d} - \mu_d}{s_d/\sqrt{n}}; \quad \bar{d} \pm t_{\frac{\alpha}{2}} \frac{s_d}{\sqrt{n}}$$

$$\hat{p}_1 = \frac{x_1}{n_1}, \hat{q}_1 = 1 - \hat{p}_1; \quad \hat{p}_2 = \frac{x_2}{n_2}, \hat{q}_2 = 1 - \hat{p}_2; \quad \bar{p} = \frac{x_1 + x_2}{n_1 + n_2}, \bar{q} = 1 - \bar{p}$$

$$z = \frac{\hat{p}_1 - \hat{p}_2}{\sqrt{\bar{p}\bar{q} \left(\frac{1}{n_1} + \frac{1}{n_2} \right)}}; \quad (\hat{p}_1 - \hat{p}_2) \pm z_{\frac{\alpha}{2}} \sqrt{\frac{\hat{p}_1 \hat{q}_1}{n_1} + \frac{\hat{p}_2 \hat{q}_2}{n_2}}$$

$$\chi^2 = \sum \frac{(O_i - E_i)^2}{E_i} \quad \chi^2 = \frac{(n-1)s^2}{\sigma^2}; \quad \frac{(n-1)s^2}{\chi_{\alpha/2}^2} < \sigma^2 < \frac{(n-1)s^2}{\chi_{1-\alpha/2}^2}$$

$$G = \sum_{i=1}^k \sum_{j=1}^{n_i} x_{ij}; \quad SST = \sum_{i=1}^k \sum_{j=1}^{n_i} x_{ij}^2 - \frac{G^2}{n}; \quad SSB = \sum_{i=1}^k \frac{T_i^2}{n_i} - \frac{G^2}{n}; \quad SSW = SST - SSB$$

$$\text{Alternative formula: } SSB = \left(\frac{T_1^2}{n_1} + \frac{T_2^2}{n_2} + \frac{T_3^2}{n_3} + \dots \right) - \frac{(\sum x)^2}{n}$$

$$\text{Alternative formula: } SSW = \sum x^2 - \left(\frac{T_1^2}{n_1} + \frac{T_2^2}{n_2} + \frac{T_3^2}{n_3} + \dots \right); \quad F = \frac{MSB}{MSW}$$

$$SS_{xy} = \sum_{i=1}^n x_i y_i - n\bar{x}\bar{y} = \sum_{i=1}^n x_i y_i - \frac{(\sum_{i=1}^n x_i)(\sum_{i=1}^n y_i)}{n}$$

$$SS_{xx} = \sum_{i=1}^n x_i^2 - n\bar{x}^2 = \sum_{i=1}^n x_i^2 - \frac{(\sum_{i=1}^n x_i)^2}{n}; \quad SS_{yy} = \sum_{i=1}^n y_i^2 - n\bar{y}^2 = \sum_{i=1}^n y_i^2 - \frac{(\sum_{i=1}^n y_i)^2}{n}$$

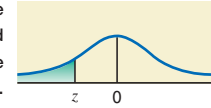
$$b = \frac{SS_{xy}}{SS_{xx}}; \quad a = \bar{y} - b\bar{x}; \quad r = \frac{SS_{xy}}{\sqrt{SS_{xx} SS_{yy}}}$$

$$t = \frac{b - B_0}{s_e/\sqrt{SS_{xx}}}; \quad s_e = \sqrt{\frac{SS_{yy} - bSS_{xy}}{n-2}}; \quad t = r\sqrt{\frac{n-2}{1-r^2}}$$

Table IV Standard Normal Distribution Table B19

Table IV Standard Normal Distribution Table

The entries in the table on this page give the cumulative area under the standard normal curve to the left of z with the values of z equal to 0 or negative.

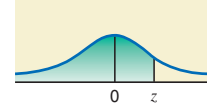


z	.00	.01	.02	.03	.04	.05	.06	.07	.08	.09
-3.4	.0003	.0003	.0003	.0003	.0003	.0003	.0003	.0003	.0003	.0002
-3.3	.0005	.0005	.0005	.0004	.0004	.0004	.0004	.0004	.0004	.0003
-3.2	.0007	.0007	.0006	.0006	.0006	.0006	.0006	.0005	.0005	.0005
-3.1	.0010	.0009	.0009	.0009	.0008	.0008	.0008	.0008	.0007	.0007
-3.0	.0013	.0013	.0013	.0012	.0012	.0011	.0011	.0011	.0010	.0010
-2.9	.0019	.0018	.0018	.0017	.0016	.0016	.0015	.0015	.0014	.0014
-2.8	.0026	.0025	.0024	.0023	.0023	.0022	.0021	.0021	.0020	.0019
-2.7	.0035	.0034	.0033	.0032	.0031	.0030	.0029	.0028	.0027	.0026
-2.6	.0047	.0045	.0044	.0043	.0041	.0040	.0039	.0038	.0037	.0036
-2.5	.0062	.0060	.0059	.0057	.0055	.0054	.0052	.0051	.0049	.0048
-2.4	.0082	.0080	.0078	.0075	.0073	.0071	.0069	.0068	.0066	.0064
-2.3	.0107	.0104	.0102	.0099	.0096	.0094	.0091	.0089	.0087	.0084
-2.2	.0139	.0136	.0132	.0129	.0125	.0122	.0119	.0116	.0113	.0110
-2.1	.0179	.0174	.0170	.0166	.0162	.0158	.0154	.0150	.0146	.0143
-2.0	.0228	.0222	.0217	.0212	.0207	.0202	.0197	.0192	.0188	.0183
-1.9	.0287	.0281	.0274	.0268	.0262	.0256	.0250	.0244	.0239	.0233
-1.8	.0359	.0351	.0344	.0336	.0329	.0322	.0314	.0307	.0301	.0294
-1.7	.0446	.0436	.0427	.0418	.0409	.0401	.0392	.0384	.0375	.0367
-1.6	.0548	.0537	.0526	.0516	.0505	.0495	.0485	.0475	.0465	.0455
-1.5	.0668	.0655	.0643	.0630	.0618	.0606	.0594	.0582	.0571	.0559
-1.4	.0808	.0793	.0778	.0764	.0749	.0735	.0721	.0708	.0694	.0681
-1.3	.0968	.0951	.0934	.0918	.0901	.0885	.0869	.0853	.0838	.0823
-1.2	.1151	.1131	.1112	.1093	.1075	.1056	.1038	.1020	.1003	.0985
-1.1	.1357	.1335	.1314	.1292	.1271	.1251	.1230	.1210	.1190	.1170
-1.0	.1587	.1562	.1539	.1515	.1492	.1469	.1446	.1423	.1401	.1379
-0.9	.1841	.1814	.1788	.1762	.1736	.1711	.1685	.1660	.1635	.1611
-0.8	.2119	.2090	.2061	.2033	.2005	.1977	.1949	.1922	.1894	.1867
-0.7	.2420	.2389	.2358	.2327	.2296	.2266	.2236	.2206	.2177	.2148
-0.6	.2743	.2709	.2676	.2643	.2611	.2578	.2546	.2514	.2483	.2451
-0.5	.3085	.3050	.3015	.2981	.2946	.2912	.2877	.2843	.2810	.2776
-0.4	.3446	.3409	.3372	.3336	.3300	.3264	.3228	.3192	.3156	.3121
-0.3	.3821	.3783	.3745	.3707	.3669	.3632	.3594	.3557	.3520	.3483
-0.2	.4207	.4168	.4129	.4090	.4052	.4013	.3974	.3936	.3897	.3859
-0.1	.4602	.4562	.4522	.4483	.4443	.4404	.4364	.4325	.4286	.4247
-0.0	.5000	.4960	.4920	.4880	.4840	.4801	.4761	.4721	.4681	.4641

B20 Appendix B Statistical Tables

Table IV Standard Normal Distribution Table (continued)

The entries in the table on this page give the cumulative area under the standard normal curve to the left of z with the values of z equal to 0 or positive.

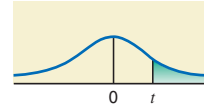


z	.00	.01	.02	.03	.04	.05	.06	.07	.08	.09
0.0	.5000	.5040	.5080	.5120	.5160	.5199	.5239	.5279	.5319	.5359
0.1	.5398	.5438	.5478	.5517	.5557	.5596	.5636	.5675	.5714	.5753
0.2	.5793	.5832	.5871	.5910	.5948	.5987	.6026	.6064	.6103	.6141
0.3	.6179	.6217	.6255	.6293	.6331	.6368	.6406	.6443	.6480	.6517
0.4	.6554	.6591	.6628	.6664	.6700	.6736	.6772	.6808	.6844	.6879
0.5	.6915	.6950	.6985	.7019	.7054	.7088	.7123	.7157	.7190	.7224
0.6	.7257	.7291	.7324	.7357	.7389	.7422	.7454	.7486	.7517	.7549
0.7	.7580	.7611	.7642	.7673	.7704	.7734	.7764	.7794	.7823	.7852
0.8	.7881	.7910	.7939	.7967	.7995	.8023	.8051	.8078	.8106	.8133
0.9	.8159	.8186	.8212	.8238	.8264	.8289	.8315	.8340	.8365	.8389
1.0	.8413	.8438	.8461	.8485	.8508	.8531	.8554	.8577	.8599	.8621
1.1	.8643	.8665	.8686	.8708	.8729	.8749	.8770	.8790	.8810	.8830
1.2	.8849	.8869	.8888	.8907	.8925	.8944	.8962	.8980	.8997	.9015
1.3	.9032	.9049	.9066	.9082	.9099	.9115	.9131	.9147	.9162	.9177
1.4	.9192	.9207	.9222	.9236	.9251	.9265	.9279	.9292	.9306	.9319
1.5	.9332	.9345	.9357	.9370	.9382	.9394	.9406	.9418	.9429	.9441
1.6	.9452	.9463	.9474	.9484	.9495	.9505	.9515	.9525	.9535	.9545
1.7	.9554	.9564	.9573	.9582	.9591	.9599	.9608	.9616	.9625	.9633
1.8	.9641	.9649	.9656	.9664	.9671	.9678	.9686	.9693	.9699	.9706
1.9	.9713	.9719	.9726	.9732	.9738	.9744	.9750	.9756	.9761	.9767
2.0	.9772	.9778	.9783	.9788	.9793	.9798	.9803	.9808	.9812	.9817
2.1	.9821	.9826	.9830	.9834	.9838	.9842	.9846	.9850	.9854	.9857
2.2	.9861	.9864	.9868	.9871	.9875	.9878	.9881	.9884	.9887	.9890
2.3	.9893	.9896	.9898	.9901	.9904	.9906	.9909	.9911	.9913	.9916
2.4	.9918	.9920	.9922	.9925	.9927	.9929	.9931	.9932	.9934	.9936
2.5	.9938	.9940	.9941	.9943	.9945	.9946	.9948	.9949	.9951	.9952
2.6	.9953	.9955	.9956	.9957	.9959	.9960	.9961	.9962	.9963	.9964
2.7	.9965	.9966	.9967	.9968	.9969	.9970	.9971	.9972	.9973	.9974
2.8	.9974	.9975	.9976	.9977	.9977	.9978	.9979	.9979	.9980	.9981
2.9	.9981	.9982	.9982	.9983	.9984	.9984	.9985	.9985	.9986	.9986
3.0	.9987	.9987	.9987	.9988	.9988	.9989	.9989	.9989	.9990	.9990
3.1	.9990	.9991	.9991	.9991	.9992	.9992	.9992	.9992	.9993	.9993
3.2	.9993	.9993	.9994	.9994	.9994	.9994	.9994	.9995	.9995	.9995
3.3	.9995	.9995	.9995	.9996	.9996	.9996	.9996	.9996	.9996	.9997
3.4	.9997	.9997	.9997	.9997	.9997	.9997	.9997	.9997	.9997	.9998

Table V The *t* Distribution Table B21

Table V The *t* Distribution Table

The entries in this table give the critical values of *t* for the specified number of degrees of freedom and areas in the right tail.



<i>df</i>	Area in the Right Tail Under the <i>t</i> Distribution Curve					
	.10	.05	.025	.01	.005	.001
1	3.078	6.314	12.706	31.821	63.657	318.309
2	1.886	2.920	4.303	6.965	9.925	22.327
3	1.638	2.353	3.182	4.541	5.841	10.215
4	1.533	2.132	2.776	3.747	4.604	7.173
5	1.476	2.015	2.571	3.365	4.032	5.893
6	1.440	1.943	2.447	3.143	3.707	5.208
7	1.415	1.895	2.365	2.998	3.499	4.785
8	1.397	1.860	2.306	2.896	3.355	4.501
9	1.383	1.833	2.262	2.821	3.250	4.297
10	1.372	1.812	2.228	2.764	3.169	4.144
11	1.363	1.796	2.201	2.718	3.106	4.025
12	1.356	1.782	2.179	2.681	3.055	3.930
13	1.350	1.771	2.160	2.650	3.012	3.852
14	1.345	1.761	2.145	2.624	2.977	3.787
15	1.341	1.753	2.131	2.602	2.947	3.733
16	1.337	1.746	2.120	2.583	2.921	3.686
17	1.333	1.740	2.110	2.567	2.898	3.646
18	1.330	1.734	2.101	2.552	2.878	3.610
19	1.328	1.729	2.093	2.539	2.861	3.579
20	1.325	1.725	2.086	2.528	2.845	3.552
21	1.323	1.721	2.080	2.518	2.831	3.527
22	1.321	1.717	2.074	2.508	2.819	3.505
23	1.319	1.714	2.069	2.500	2.807	3.485
24	1.318	1.711	2.064	2.492	2.797	3.467
25	1.316	1.708	2.060	2.485	2.787	3.450
26	1.315	1.706	2.056	2.479	2.779	3.435
27	1.314	1.703	2.052	2.473	2.771	3.421
28	1.313	1.701	2.048	2.467	2.763	3.408
29	1.311	1.699	2.045	2.462	2.756	3.396
30	1.310	1.697	2.042	2.457	2.750	3.385
31	1.309	1.696	2.040	2.453	2.744	3.375
32	1.309	1.694	2.037	2.449	2.738	3.365
33	1.308	1.692	2.035	2.445	2.733	3.356
34	1.307	1.691	2.032	2.441	2.728	3.348
35	1.306	1.690	2.030	2.438	2.724	3.340

B22 Appendix B Statistical Tables

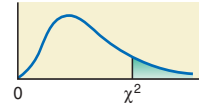
Table V The *t* Distribution Table (continued)

<i>df</i>	Area in the Right Tail Under the <i>t</i> Distribution Curve					
	.10	.05	.025	.01	.005	.001
36	1.306	1.688	2.028	2.434	2.719	3.333
37	1.305	1.687	2.026	2.431	2.715	3.326
38	1.304	1.686	2.024	2.429	2.712	3.319
39	1.304	1.685	2.023	2.426	2.708	3.313
40	1.303	1.684	2.021	2.423	2.704	3.307
41	1.303	1.683	2.020	2.421	2.701	3.301
42	1.302	1.682	2.018	2.418	2.698	3.296
43	1.302	1.681	2.017	2.416	2.695	3.291
44	1.301	1.680	2.015	2.414	2.692	3.286
45	1.301	1.679	2.014	2.412	2.690	3.281
46	1.300	1.679	2.013	2.410	2.687	3.277
47	1.300	1.678	2.012	2.408	2.685	3.273
48	1.299	1.677	2.011	2.407	2.682	3.269
49	1.299	1.677	2.010	2.405	2.680	3.265
50	1.299	1.676	2.009	2.403	2.678	3.261
51	1.298	1.675	2.008	2.402	2.676	3.258
52	1.298	1.675	2.007	2.400	2.674	3.255
53	1.298	1.674	2.006	2.399	2.672	3.251
54	1.297	1.674	2.005	2.397	2.670	3.248
55	1.297	1.673	2.004	2.396	2.668	3.245
56	1.297	1.673	2.003	2.395	2.667	3.242
57	1.297	1.672	2.002	2.394	2.665	3.239
58	1.296	1.672	2.002	2.392	2.663	3.237
59	1.296	1.671	2.001	2.391	2.662	3.234
60	1.296	1.671	2.000	2.390	2.660	3.232
61	1.296	1.670	2.000	2.389	2.659	3.229
62	1.295	1.670	1.999	2.388	2.657	3.227
63	1.295	1.669	1.998	2.387	2.656	3.225
64	1.295	1.669	1.998	2.386	2.655	3.223
65	1.295	1.669	1.997	2.385	2.654	3.220
66	1.295	1.668	1.997	2.384	2.652	3.218
67	1.294	1.668	1.996	2.383	2.651	3.216
68	1.294	1.668	1.995	2.382	2.650	3.214
69	1.294	1.667	1.995	2.382	2.649	3.213
70	1.294	1.667	1.994	2.381	2.648	3.211
71	1.294	1.667	1.994	2.380	2.647	3.209
72	1.293	1.666	1.993	2.379	2.646	3.207
73	1.293	1.666	1.993	2.379	2.645	3.206
74	1.293	1.666	1.993	2.378	2.644	3.204
75	1.293	1.665	1.992	2.377	2.643	3.202
∞	1.282	1.645	1.960	2.326	2.576	3.090

Table VI Chi-Square Distribution Table B23

Table VI Chi-Square Distribution Table

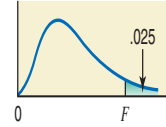
The entries in this table give the critical values of χ^2 for the specified number of degrees of freedom and areas in the right tail.



df	Area in the Right Tail Under the Chi-Square Distribution Curve									
	.995	.990	.975	.950	.900	.100	.050	.025	.010	.005
1	0.000	0.000	0.001	0.004	0.016	2.706	3.841	5.024	6.635	7.879
2	0.010	0.020	0.051	0.103	0.211	4.605	5.991	7.378	9.210	10.597
3	0.072	0.115	0.216	0.352	0.584	6.251	7.815	9.348	11.345	12.838
4	0.207	0.297	0.484	0.711	1.064	7.779	9.488	11.143	13.277	14.860
5	0.412	0.554	0.831	1.145	1.610	9.236	11.070	12.833	15.086	16.750
6	0.676	0.872	1.237	1.635	2.204	10.645	12.592	14.449	16.812	18.548
7	0.989	1.239	1.690	2.167	2.833	12.017	14.067	16.013	18.475	20.278
8	1.344	1.646	2.180	2.733	3.490	13.362	15.507	17.535	20.090	21.955
9	1.735	2.088	2.700	3.325	4.168	14.684	16.919	19.023	21.666	23.589
10	2.156	2.558	3.247	3.940	4.865	15.987	18.307	20.483	23.209	25.188
11	2.603	3.053	3.816	4.575	5.578	17.275	19.675	21.920	24.725	26.757
12	3.074	3.571	4.404	5.226	6.304	18.549	21.026	23.337	26.217	28.300
13	3.565	4.107	5.009	5.892	7.042	19.812	22.362	24.736	27.688	29.819
14	4.075	4.660	5.629	6.571	7.790	21.064	23.685	26.119	29.141	31.319
15	4.601	5.229	6.262	7.261	8.547	22.307	24.996	27.488	30.578	32.801
16	5.142	5.812	6.908	7.962	9.312	23.542	26.296	28.845	32.000	34.267
17	5.697	6.408	7.564	8.672	10.085	24.769	27.587	30.191	33.409	35.718
18	6.265	7.015	8.231	9.390	10.865	25.989	28.869	31.526	34.805	37.156
19	6.844	7.633	8.907	10.117	11.651	27.204	30.144	32.852	36.191	38.582
20	7.434	8.260	9.591	10.851	12.443	28.412	31.410	34.170	37.566	39.997
21	8.034	8.897	10.283	11.591	13.240	29.615	32.671	35.479	38.932	41.401
22	8.643	9.542	10.982	12.338	14.041	30.813	33.924	36.781	40.289	42.796
23	9.260	10.196	11.689	13.091	14.848	32.007	35.172	38.076	41.638	44.181
24	9.886	10.856	12.401	13.848	15.659	33.196	36.415	39.364	42.980	45.559
25	10.520	11.524	13.120	14.611	16.473	34.382	37.652	40.646	44.314	46.928
26	11.160	12.198	13.844	15.379	17.292	35.563	38.885	41.923	45.642	48.290
27	11.808	12.879	14.573	16.151	18.114	36.741	40.113	43.195	46.963	49.645
28	12.461	13.565	15.308	16.928	18.939	37.916	41.337	44.461	48.278	50.993
29	13.121	14.256	16.047	17.708	19.768	39.087	42.557	45.722	49.588	52.336
30	13.787	14.953	16.791	18.493	20.599	40.256	43.773	46.979	50.892	53.672
40	20.707	22.164	24.433	26.509	29.051	51.805	55.758	59.342	63.691	66.766
50	27.991	29.707	32.357	34.764	37.689	63.167	67.505	71.420	76.154	79.490
60	35.534	37.485	40.482	43.188	46.459	74.397	79.082	83.298	88.379	91.952
70	43.275	45.442	48.758	51.739	55.329	85.527	90.531	95.023	100.425	104.215
80	51.172	53.540	57.153	60.391	64.278	96.578	101.879	106.629	112.329	116.321
90	59.196	61.754	65.647	69.126	73.291	107.565	113.145	118.136	124.116	128.299
100	67.328	70.065	74.222	77.929	82.358	118.498	124.342	129.561	135.807	140.169

Table VII The F Distribution Table (continued)

The entries in the table on this page give the critical values of F for .025 area in the right tail under the F distribution curve and specified degrees of freedom for the numerator and denominator.



	Degrees of Freedom for the Numerator																		
	1	2	3	4	5	6	7	8	9	10	11	12	15	20	25	30	40	50	100
1	647.8	799.5	864.2	899.6	921.8	937.1	948.2	956.7	963.3	968.6	973.0	976.7	984.9	993.1	998.1	1001	1006	1008	1013
2	38.51	39.00	39.17	39.25	39.30	39.33	39.36	39.37	39.39	39.40	39.41	39.41	39.43	39.45	39.46	39.46	39.47	39.48	39.49
3	17.44	16.04	15.44	15.10	14.88	14.73	14.62	14.54	14.47	14.42	14.37	14.34	14.25	14.17	14.12	14.08	14.04	14.01	13.96
4	12.22	10.65	9.98	9.61	9.36	9.20	9.07	8.98	8.90	8.84	8.79	8.75	8.66	8.56	8.50	8.46	8.41	8.38	8.32
5	10.01	8.43	7.76	7.39	7.15	6.98	6.85	6.76	6.68	6.62	6.57	6.52	6.43	6.33	6.27	6.23	6.18	6.14	6.08
6	8.81	7.26	6.60	6.23	5.99	5.82	5.70	5.60	5.52	5.46	5.41	5.37	5.27	5.17	5.11	5.07	5.01	4.98	4.92
7	8.07	6.54	5.89	5.52	5.29	5.12	4.99	4.90	4.82	4.76	4.71	4.67	4.57	4.47	4.40	4.36	4.31	4.28	4.21
8	7.57	6.06	5.42	5.05	4.82	4.65	4.53	4.43	4.36	4.30	4.24	4.20	4.10	4.00	3.94	3.89	3.84	3.81	3.74
9	7.21	5.72	5.08	4.72	4.48	4.32	4.20	4.10	4.03	3.96	3.91	3.87	3.77	3.67	3.60	3.56	3.51	3.47	3.40
10	6.94	5.46	4.83	4.47	4.24	4.07	3.95	3.85	3.78	3.72	3.66	3.62	3.52	3.42	3.35	3.31	3.26	3.22	3.15
11	6.72	5.26	4.63	4.28	4.04	3.88	3.76	3.66	3.59	3.53	3.47	3.43	3.33	3.23	3.16	3.12	3.06	3.03	2.96
12	6.55	5.10	4.47	4.12	3.89	3.73	3.61	3.51	3.44	3.37	3.32	3.28	3.18	3.07	3.01	2.96	2.91	2.87	2.80
13	6.41	4.97	4.35	4.00	3.77	3.60	3.48	3.39	3.31	3.25	3.20	3.15	3.05	2.95	2.88	2.84	2.78	2.74	2.67
14	6.30	4.86	4.24	3.89	3.66	3.50	3.38	3.29	3.21	3.15	3.09	3.05	2.95	2.84	2.78	2.73	2.67	2.64	2.56
15	6.20	4.77	4.15	3.80	3.58	3.41	3.29	3.20	3.12	3.06	3.01	2.96	2.86	2.76	2.69	2.64	2.59	2.55	2.47
16	6.12	4.69	4.08	3.73	3.50	3.34	3.22	3.12	3.05	2.99	2.93	2.89	2.79	2.68	2.61	2.57	2.51	2.47	2.40
17	6.04	4.62	4.01	3.66	3.44	3.28	3.16	3.06	2.98	2.92	2.87	2.82	2.72	2.62	2.55	2.50	2.44	2.41	2.33
18	5.98	4.56	3.95	3.61	3.38	3.22	3.10	3.01	2.93	2.87	2.81	2.77	2.67	2.56	2.49	2.44	2.38	2.35	2.27
19	5.92	4.51	3.90	3.56	3.33	3.17	3.05	2.96	2.88	2.82	2.76	2.72	2.62	2.51	2.44	2.39	2.33	2.30	2.22
20	5.87	4.46	3.86	3.51	3.29	3.13	3.01	2.91	2.84	2.77	2.72	2.68	2.57	2.46	2.40	2.35	2.29	2.25	2.17
21	5.83	4.42	3.82	3.48	3.25	3.09	2.97	2.87	2.80	2.73	2.68	2.64	2.53	2.42	2.36	2.31	2.25	2.21	2.13
22	5.79	4.38	3.78	3.44	3.22	3.05	2.93	2.84	2.76	2.70	2.65	2.60	2.50	2.39	2.32	2.27	2.21	2.17	2.09
23	5.75	4.35	3.75	3.41	3.18	3.02	2.90	2.81	2.73	2.67	2.62	2.57	2.47	2.36	2.29	2.24	2.18	2.14	2.06
24	5.72	4.32	3.72	3.38	3.15	2.99	2.87	2.78	2.70	2.64	2.59	2.54	2.44	2.33	2.26	2.21	2.15	2.11	2.02
25	5.69	4.29	3.69	3.35	3.13	2.97	2.85	2.75	2.68	2.61	2.56	2.51	2.41	2.30	2.23	2.18	2.12	2.08	2.00
30	5.57	4.18	3.59	3.25	3.03	2.87	2.75	2.65	2.57	2.51	2.46	2.41	2.31	2.20	2.12	2.07	2.01	1.97	1.88
40	5.42	4.05	3.46	3.13	2.90	2.74	2.62	2.53	2.45	2.39	2.33	2.29	2.18	2.07	1.99	1.94	1.88	1.83	1.74
50	5.34	3.97	3.39	3.05	2.83	2.67	2.55	2.46	2.38	2.32	2.26	2.22	2.11	1.99	1.92	1.87	1.80	1.75	1.66
100	5.18	3.83	3.25	2.92	2.70	2.54	2.42	2.32	2.24	2.18	2.12	2.08	1.97	1.85	1.77	1.71	1.64	1.59	1.48

Degrees of Freedom for the Denominator